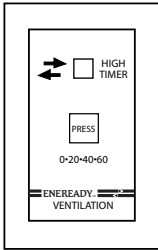


Remote Switches for ENEReady™ Heat Recovery Ventilators

Models NPC and DPC must have a Central Control (see other side) or a special resistor to operate the HRV.

All ENEReady™ HRV's have a 3-position rocker switch for Continuous Speed Setting: LOW•IDLE•MEDIUM.

A Remote switch over-rides all settings to boost the HRV to HIGH from an individual room.



HighTimer™

For Models:

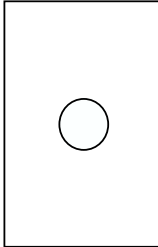
- 1000 NPC
- 1000 DPC
- 2000 NPC
- 2000 DPC

High Speed Settings (push button on/off and timing):

- 20 minutes
- 40 minutes
- 60 minutes

Wire Required:

- 18/3 LVT



ZoneLock™

For Models:

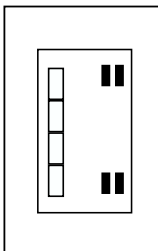
- 1000 NP
- 1000 NPC
- 1000 DPC
- 2000 NP
- 2000 NPC
- 2000 DPC

High Speed Settings (push button on/off):

- locks on HIGH and opens POWER Grill

Wire Required:

- 18/3 LVT to HRV
- 18/2 LVT to POWER Grill



PoshTime®

For Models:

- 1000 NP
- 1000 NPC
- 1000 DPC
- 2000 NP
- 2000 NPC
- 2000 DPC

High Speed Settings (touch pad on/off and timing):

- 1/2 hr HIGH with Grill open
- 4 hrs HIGH with Grill open
- 8 hrs HIGH with Grill open
- 1 hr with Grill open

Wire Required:

- 18/3 LVT to HRV
- 18/2 LVT to POWER Grill

2000 DPC4 Air Management System

POWER Grill - fast, efficient powered exhaust from an individual room

PoshTime® Switch - attractive timer controls both the POWER Grill and the HRV high speed

FYNER™ Filter - medium or high efficiency particle filtering and odour cleaning of incoming and recirculated air

Electronic Control with Recirculation - settings to ventilate, recirculate or to alternate between two air supply settings

